

GREENCASTLE POLICE DEPARTMENT

60 NORTH WASHINGTON STREET

GREENCASTLE, PA 17225

REPORT FOR THE MONTH OF FEBRUARY, 2022

SUBMITTED 07 MARCH 2022

During the reporting month the Department responded to 311 calls for service (633 calls this year). A copy of the Complaint Type totals is attached.

HIGHLIGHTED INCIDENTS:

Criminal Activities / Investigations / Service Calls:	This Month:	Year to Date:
Assault	<u>0</u>	<u>0</u>
Robbery	<u>0</u>	<u>0</u>
Burglary	<u>0</u>	<u>0</u>
Theft (including motor vehicles)	<u>1</u>	<u>1</u>
Suspicious Activity	<u>7</u>	<u>9</u>
Sex offense	<u>0</u>	<u>0</u>
Domestic / Family Offenses	<u>3</u>	<u>8</u>
Homicide	<u>0</u>	<u>0</u>
Drug / Narcotics	<u>1</u>	<u>1</u>
Drug / Alcohol overdose	<u>0</u>	<u>0</u>
Naloxone (NARCAN) Deployment	<u>0</u>	<u>0</u>
Assist Emergency Medical Services / Fire, Rescue, Fire-Police	<u>5</u>	<u>22</u>
Motor Vehicle Crashes (all): Injury; Non-injury; Towing; Drivable (reportable / non-reportable)	<u>7</u>	<u>14</u>
Driving Under the Influence (Alcohol / Drugs)	<u>0</u>	<u>0</u>
Traffic stops / violations (citations & written warnings initiated)	<u>77</u>	<u>112</u>
Mental Health Counselor contacts	<u>4</u>	<u>7</u>
Directed Patrols	<u>86</u>	<u>178</u>
Assist other Law Enforcement Agency (in the Borough) <i>See narrative</i>	<u>2</u>	<u>6</u>
Assist other Law Enforcement Agency (outside the Borough) <i>See narrative</i>	<u>1</u>	<u>3</u>
Burglar Alarm	<u>14</u>	<u>30</u>
Criminal Arrests / Charges	<u>2</u>	<u>4</u>
Code Enforcement	<u>4</u>	<u>6</u>

<u>Overtime</u>	24	Hours	20 for manpower		
Mileage:	Car 802	2016 Ford Utility	34978	437	
	Car 813	2013 Chev Tahoe	99150	211	
	Car 816	2016 Ford Utility	80407	1444	
	Car 819	2019 Ford F159	51439	1592	Total: 3684

NOTEWORTHY ACTIVITIES:

The radar sign spent 10 days on E Madison St and recorded speeds at the 85th %ile as 25 MPH and a Max speed during the period as 42 MPH

Speed enforcement has been ongoing on N Carlisle St with 15 citations and warnings issued.

This past month Officer Bradley and Russell had a particularly challenging incident scene. During the course of the investigation at the scene and afterwards, they handled themselves in an amazing fashion. I would personally wish to thank them for a job well done.

The following was a social media post related to this incident:

Could the police do better, probably, but so can most of us. I won't go into details but within the past week, the Greencastle PD went way above and beyond for a family member of mine. They went beyond the extent of whatever call they received and gave a world of kindness to someone in need. Yeah, maybe they could write a few more tickets, but maybe then they wouldn't have had time to provide the grace they did. I know myself and our family will be grateful to them for that extra effort they gave.

I recently attended a Bocce Ball tournament at the Greencastle Antrim High School as a law enforcement representative for the Special Olympic event. I have been to many athletic events at the school, but none were more rewarding than this. Thank you to Dr Hanks for including our Special Olympic Athletes in our sports programs.

Submitted by:

John H Phillippy Chief of Police



Start: 2022-02-10
End: 2022-02-19
Times: 0:00-23:59

Extended Speed Summary

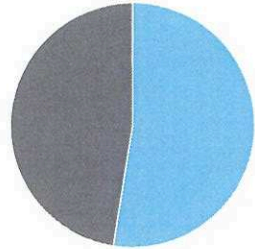
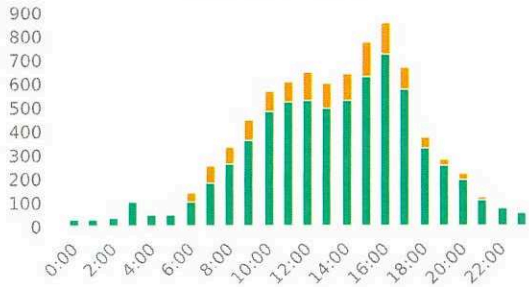
275 E. Madison St., EB

Violation Threshold: Speed Limit + 10
Speed Range: 1 to 150

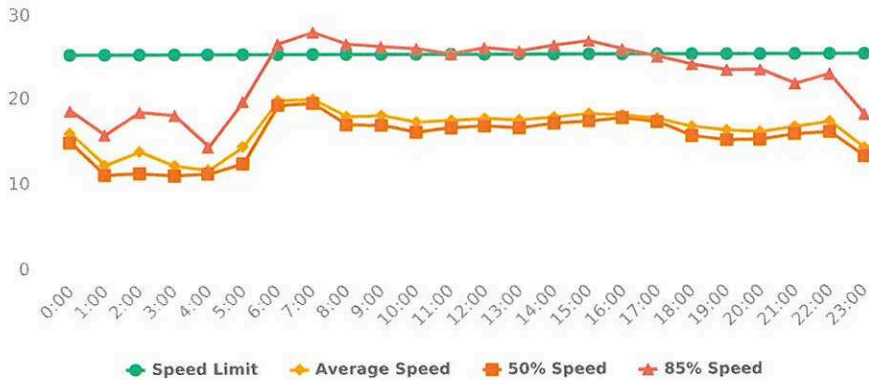
Overall Summary

Total Days of Data: 10
Speed Limit: 25
Average Speed: 17.26
50th Percentile Speed: 16.41
85th Percentile Speed: 25.07
Pace Speed Range: 11-21

Minimum Speed: 5
Maximum Speed: 42
Display Mode: Speed Display
Average Volume per Day: 798.6
Total Volume: 7986



Violators Inside Threshold Compliant Vehicles Slowed Other



Speed Limit Average Speed 50% Speed 85% Speed



Start: 2022-02-10
End: 2022-02-19
Times: 0:00-23:59

Extended Speed Summary

275 E. Madison St., EB

Violation Threshold: Speed Limit + 10
Speed Range: 1 to 150

Time	Sign Mode	Speed Limit	Total # Vehicles	Total # Violator	% Violator	Avg # Vehicles	Avg # Violators	Min Speed	Max Speed	Avg Speed	50% Speed	85% Speed	Sign Effectiveness
0:00	Speed Display	25	29	0	0.0%	3.2	0.0	5	29	15.7	14.6	18.4	65.5%
1:00	Speed Display	25	28	0	0.0%	3.1	0.0	6	22	12.0	10.8	15.5	64.4%
2:00	Speed Display	25	37	0	0.0%	4.1	0.0	5	29	13.5	11.0	18.2	54.2%
3:00	Speed Display	25	106	0	0.0%	11.8	0.0	5	32	11.9	10.7	17.8	47.2%
4:00	Speed Display	25	45	0	0.0%	5.0	0.0	5	22	11.4	10.9	14.1	57.9%
5:00	Speed Display	25	48	0	0.0%	5.3	0.0	5	30	14.1	12.1	19.5	41.7%
6:00	Speed Display	25	142	5	3.5%	15.8	0.6	5	39	19.6	19.0	26.3	28.9%
7:00	Speed Display	25	259	5	1.9%	28.8	0.6	5	40	19.7	19.2	27.7	38.2%
8:00	Speed Display	25	332	0	0.0%	36.9	0.0	5	34	17.7	16.7	26.2	44.6%
9:00	Speed Display	25	451	4	0.9%	50.1	0.4	5	40	17.8	16.6	25.9	52.2%
10:00	Speed Display	25	566	2	0.4%	62.9	0.2	5	37	17.0	15.8	25.7	50.6%
11:00	Speed Display	25	608	1	0.2%	67.6	0.1	5	38	17.2	16.3	25.1	51.9%
12:00	Speed Display	25	648	2	0.3%	72.0	0.2	5	38	17.4	16.5	25.8	53.9%
13:00	Speed Display	25	599	2	0.3%	66.6	0.2	5	40	17.3	16.3	25.4	55.6%
14:00	Speed Display	25	649	6	0.9%	72.1	0.7	5	38	17.6	16.9	26.1	48.5%
15:00	Speed Display	25	779	3	0.4%	77.9	0.3	5	36	18.0	17.1	26.6	50.6%
16:00	Speed Display	25	856	5	0.6%	85.6	0.5	5	41	17.8	17.5	25.6	54.5%
17:00	Speed Display	25	666	1	0.2%	66.6	0.1	6	37	17.4	17.0	24.7	58.0%
18:00	Speed Display	25	379	3	0.8%	37.9	0.3	5	42	16.4	15.3	23.8	57.7%
19:00	Speed Display	25	281	1	0.4%	28.1	0.1	5	38	16.0	14.8	23.1	55.6%
20:00	Speed Display	25	221	0	0.0%	22.1	0.0	5	32	15.8	14.9	23.1	65.0%
21:00	Speed Display	25	120	0	0.0%	13.3	0.0	5	31	16.4	15.6	21.5	59.3%
22:00	Speed Display	25	84	1	1.2%	9.3	0.1	6	38	17.0	15.8	22.6	53.6%
23:00	Speed Display	25	53	0	0.0%	5.9	0.0	6	28	13.9	12.9	17.8	67.9%
Total Volumes/ Avg			7986	41	0.5%	852.0	4.4	5	42	16.2	15.2	22.8	53.2%
Total/Avg w/o Feedback			0	0	0	0.0	0.0	n/a	n/a	n/a	n/a	n/a	n/a
Total/Avg w/ Feedback			7986	41	0.5%	852.0	4.4	5	42	16.2	15.2	22.8	53.2%