



**NOELKER  
AND HULL**  
ASSOCIATES, INC.

ARCHITECTS

## ADDENDUM NO. 1

**Date:** 01/15/2026

**Project No.:** 24035.04

**Client:** Greencastle Borough

**Project:** Phase 3 Façade Beautification

**To:** Bid Document Holders

This Addendum forms a part of the Contract Documents and modifies the original Bidding Documents, dated 22 DECEMBER 2025, as noted below. Acknowledge receipt of this Addendum in the space provided on the Bid Form. Failure to do so may subject Bidder to disqualification.

This Addendum consists of one (1) page and revised Sheet noted below.

### CHANGES TO THE DRAWINGS

1. Sheet CS-1 Cover Sheet
  - A. Project Specifications:
    1. Added Section 3.5 "Mock-Up" to the Project Specifications requiring the installation of a temporary mock-up for final review of product colors/finishes as noted.

END OF ADDENDUM No. 1



# PHASE 3: FACADE BEAUTIFICATION GREENCASTLE BOROUGH




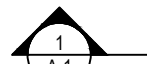

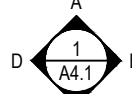





























## LIST OF ABBREVIATIONS

#	POUND OR NUMBER	CC	CUBICLE CURTAIN	DM	DIMENSION
@	AND	CT	CUBICLE CURTAIN TRACK	DV	DIVIDE(D) OR DIVISION
A	AT	CG	CONSTRUCTION DOCUMENT	DM	DECORATIVE METAL
ABV	ACCESSIBLE	CGG	COUNTERGLAZING	DMPF	DAIRPFOOT
AC	AC	CG	CORNER GUARD	DN	DOWN
ACOUS	ACOUSTICAL	CGR	CHAIR RAIL	DP	DOOR PROTECTION
ACS	ACCESS	CP	CAPT IN PLACE	DPDN	DEMOUNTABLE PARTITION
ACT	ACUSTICAL CEILING TILE	CRC	CIRCULAR	DS	DOOR
ADC	ADJUSTABLE DOOR CLOSER	CJC	CONTROL JOINT	DR	DOWNSPOUT
ADDL	ADDITIONAL	CL	CEILING LINE	DW	DRAWER
ADJ	ADJUSTABLE	CLD	CLADDING	DWG	DRAWING
ADC	ADJUSTABLE	CLG	CEILING	DWR	DRAWER
AF	ABOVE FINISHED CENTER	CLL	CONTRACT LIMIT LINE		
AFB	ABOVE FINISHED FLOOR	CLC	CLOSE	E	EAST
AHU	AIR HANDLING UNIT	CLR	CLEAR	EA	EACH
ALT	ALTERNATE	CLRM	CLASSROOM	EA	EACH
ALUM	ALUMINUM	CM	CULTURED MARBLE	ECS	ELECTRICAL CONSULTANT
AP	APPLIANCE	CON	CONCRETE MASONRY UNIT	EFC	EXTERIOR INSULATION
APPROX	APPROXIMATE(LY)	CNT	COUNTER		FINISH SYSTEM
APT	APARTMENT	CNO	CLEAR OPENING OR CLEANOUT	EL	ELEVATION
ARCH	ARCHITECTURAL	COL	COLUMN	ELEC	ELECTRICAL(S)
AUTO	AUTOMATIC	CONC	CONCRETE	ELEV	ELEVATOR
BVG	BUILDING	CONF	CONFERENCE	EMER	EMERGENCY
AW	ARCHITECTURAL WOODWORK	CONN	CONNECTION	ENCL	ENCLOSURE
AWI	ARCHITECTURAL WOODWORK INSTITUTE	CONSTR	CONSTRUCTION	ENGR	ENGINEER
		CONT	CONTINUOUS	ENR	ENTRANCE
		COORD	COORDINATE	EOS	EDGE OF SLAB
B	BALCONY	CORR	CORROR	EP	EPOXY PAINT
BALC	BALCONY	CPT	CARPET	EPB	ELECTRICAL PANEL BOARD
BOARD	BOARD	CR	CRASH RAIL	EQ	EQUIPMENT
BR	BEDROOM	CS	CAST STONE	EQUIP	EQUIPMENT
BLDG	BUILDING	CSK	COUNTERSINK OR COUNTERSUNK	ETR	EXISTING TO REMAIN
BLDG	BUILDING	CSW	CASEMENT	EYE	EYE WASH STATION
BLKG	BLOCKING	CSWK	CASEWORK	EXP	EXPANDED, EXPOSED, OR
BLKHD	BULKHEAD	CT	CERAMIC TILE	EXP	EXPANDED
BLW	BELOW	CTR	CENTER	EXTST	EXISTING
BM	BENCHMARK OR BEAM	CW	COLD WATER	EXT	EXTERIOR
BOT	BOTTOM	D			
BR	BUMPER RAIL	D		F	FAHRENHEIT
BRG	BEARING	D	CLOTHES DRYER	F	FAHRENHEIT
BRKT	BRACKET	DB	DECIBEL	FA	FIRE ALARM OR FABRIC
BSMT	BASSEMENT	DBL	DOUBLE	FD	FLOOR DRAIN
BTWN	BETWEEN	DEGR	DEGREE	FDC	FIRE DEPARTMENT CONNECTION
BUR	BUILT UP ROOF	DEM	DEMOLITION	FDN	FOUNDATION
		DEPT	DEPARTMENT	FDV	FIRE DEPARTMENT VALVE
C	CABINET	DET	DETAIL	FE	FIRE EXTINGUISHER
CAB	CABINET	DF	DRINKING FOUNTAIN	FEC	FIRE EXTINGUISHER CABINET
CATW	CATWALK	DH	DOUBLE HUNG	FF	FINISH FACE
CBB	CEMENTITIOUS BACKER BOARD	DI	DIAMETER		
		DIA	DIAGONALLY		

FF	FIXTURES, FURNITURE, AND EQUIPMENT	I	INSIDE DIMENSION, INSIDE DIAMETER,	MTD	MOUNTED
PH	FIRE HYDRANT	ID	IDENTIFICATION, OR INTERIOR DESIGN	MTG	MOUNTING
HC	FIRE HOSE CABINET	IM	INSULATED HOLLOW METAL	MTL	METAL
FIN	FINISH	INSUL	INSULATION OR INSULATED	MW	MICROWAVE
FLC	FLOORING	INT	INTERIOR	MWF	MOILED WOOD FIBER
FLR	FLOOR			N	NORTH
FAC	FACE OF CONCRETE OR CURB	J	JAN	NC	NOT IN CONTRACT
FOM	FACE OF FINISH	JST	JANITOR	NO	NO NUMBER
FOS	FACE OF STUO	JT	JOINT	NOM	NOMINAL
FP	FIRE PROOFED/PROOFING	K	KITCHEN	NRC	NOISE REDUCTION COEFF
PFL	FIREPLACE	KIT	KITCH	NS	NATURAL STONE
FR	FIBER REINFORCED PLASTIC	KJ	KITCHEN	NT	NOT TO SCALE
FRT	FIRE RETARDANT TREATED	KP	KICKPLATE		
FTG	FOOT OR FEET			O	ON CENTER
FURN	FURNITURE	L	LONG	OC	OUTSIDE DIAMETER OR
		LAM	LAMINATE		OUTSIDE DIMENSION
G	GAUGE	LAV	LAVATORY	OPH	OPPOSITE HAND
GA	GALVANIZED	(LBS)	POUNDS(S)	OPENING	OPENING
GB	GRAB BAR	LH	LEFT HAND	OPP	OUNCE
GC	GENERAL CONTRACTOR	LR	LOCKER	P	PARTICLE BOARD
GBN	GENERAL OR GENERATOR	LL	LEAD LINED	PBC	PLUMBING CONTRACTOR OR PIECE
GCMU	GLAZED CONCRETE MASONRY UNIT	LR	LEADING RAIL	PERF	PERFORATED
GFCU	GROUND FAULT CONCRETE	L	LIGHT	PERF	PERFORATION
	MASONRY UNIT	LVR	LOUVER	PL	PLATE OR PROPERTY LINE
GL	GLASS OR GLAZING	LVT	LUXURY VINYL TILE	PLAM	PLASTIC LAMINATE
GROUND	GROUND			PLYWD	PLYWOOD
GYP	GYPSPUM BOARD	MATL	MATERIAL	PNL	PANEL
		MAX	MAXIMUM	PNT	PAINT
H	HIGH	MC	MECHANICAL CONTRACTOR	POL	POLISHED
H	HUGE BIBB	ME	MEDICAL	POL	POLY
H	HOLLOW CORE	MECH	MECHANICAL	PR	PRECAST
HCP	HANDICAP	MEP	MEDICAL, ELECTRICAL AND PLUMBING	PROJ	PROJECT
HCD	HOLLOW CORE WOOD DOOR			PS	PSI STATION
HWD	HARDWARE	MEZZ	MEZZANINE	PSF	POUNDS PER SQUARE FOOT
HDWD	HARDWOOD	NFD	NON FACTURED	PSI	POUNDS PER SQUARE INCH
H	HOLLOW METAL	MFR	MANUFACTURER	PTSTR	PAINTED STRUCTURE
HMF	HOLLOW METAL FRAME	MN	MANHOLE	PT	PRESSURE TREATED
HORIZ	HORIZONTAL	MN	MINIMUM OR MINUTE	PTD	PAINTED
HR	HR OR HANDRAIL	MISC	MISCELLANEOUS	PVC	PARTITION
HSKC	HOUSKEEPING	MO	MASONRY OPENING		POLYVINYL CHLORIDE
HVAC	HEATING, VENTILATION, AIR CONDITIONING	MODIFIED	MODIFIED		
		MR	MORE RESISTANT		
HW	HOT WATER	MT	METAL TILE		

Q		SHTG	SHEATHING	U	
QT	QUARRY TILE OR QUART	SHV	SHELVING	UC	UNDERCOUNTER
QTY	QUANTITY	SIM	SIMILAR	UL	UNDERWRITER
QZ	QUARTZ	SMP	SOLID MINERAL PROFILE		LABORATORIES, INC.
			PANELING	UNFIN	UNFINISHED
R		SGG	SLAG ON GRADE	UOI	UNDERSIDE OF JOIST
R	RISER	SGP	SOLID POLYESTER GLASS	UON	UNLESS OTHERWISE NOTED
RA	RETURN AIR	SPEC	SPECIFICATION	UTIL	UTILITY
RCB	RUBBER BASE	SPKLR	SPRINKLER		
REF	REFLECTED CEILING PLAN	SPHR	SPHERE	V	VINYL COMPOSITION TILE
RECP	ROOF DRAIN OR ROUND	SQ	SQUARE	VB	VINYL BASE OR VAPOR BARRIER
RECF	RECTANGLE	SS	SHEET RUBBER	VCT	VINYL COMPOSITION TILE
REFR	REFRIGERATOR	SR	SOLID SURFACE	VENT	VENTILATED
	OR REFERENCE)	ST	STAINLESS STEEL	VERT	VERTICALLY
RENF	REINFORCEMENT OR	ST	STAIR TREAD OR STREET	VEST	VESTIBULE
	REINFORCED	STA	STATION	VIF	VERY IN FIELD
REQD	REQUIRED	STD	SOUND TRANSMISSION	VP	VENER PLASTER
RES	RESINOUS POURED FLOORING	STD	CLASSIFICATION	VTR	VENT THROUGH ROOF
RET	RETURN	STC	STANDARD		
REV	REVISION OR REVERSE	STL	STEEL	W	
RF	RESILIENT FLOORING	STR	STRUCTURE	W	WEST, WIDE, OR WASHER
RH	RIGHT HAND	STRUCT	STRUCTURAL	W	WEST
RHG	RALING	SUSP	SUSPENDED OR SUSPENSION	WO	WITHOUT
RIL	ROOM	SV	SHEET VINYL	WC	WALLCOVERING OR
RND	ROUND	SYMM	SYMMETRICAL	W	WATER CLOSET
RO	ROUGH OPENING	SY	SYSTEM	WO	WOOD
RT	RUBBER TILE			WG	WIRE GLASS
RTG	RATING	T	TREAD	WH	WALL HYDRANT OR
RTU	ROOFTOP UNIT	T	TREAD		WATER HEATER
RWC	RAINWATER CONDUCTOR	T&G	TONGUE AND GROOVE	WIN	WINDOW
RWL	RAINWATER LEADER	T.O.	TOP OF	WOM	WOMAN, WOMEN, OR
		TA	TAIL ACCESSORY		WALK-OFF MAT
S		TEL	TELEPHONE	WP	WALL PROTECTION OR
SA	SOUTH	TEMP	TEMPORARY		WATERPROOF(ING)
SA	SUPPLY AIR	TF	TEMPERFOIL	WCST	WAINSCOT
SC	SOLID CORE OR SPECIALTY	TG	TEMPERED GLASS	WT	WINDOW TREATMENT OR WEI
	COATING	THK	THICKNESS	WWR	WELDED WIRE REINFORCEME
SCHED	SCHEDULE	THRES	THRESHOLD		
SCALD	SEAL-ON CONCRETE	TIG	TEMPERED INSULATED GLASS		
SCVD	SOLID CORE WOOD DOOR	TP	TYPICAL PARTITION		
SD	SMOKE DETECTOR	TV	TELEVISION		
SE	SPECIALTY EQUIPMENT	TY	TYPICAL		
SECT	SECTION	TZ	TERRAZZO		
SF	SQUARE FOOT/FEET				
SGL	SINGLE				
SHT	SHOWER CURTAIN				
SHR	SHOWER				
SHC	SHEET				

<b>SAMPLE</b> <b>1000</b>			
	ROOM NUMBER		DETAIL KEY
	DOOR MARK		BUILDING SECTION KEY OR WALL SECTION KEY
	PARTITION TYPE		INTERIOR AND EXTERIOR ELEVATION KEY
	TOILET ACCESSORY		CONTROL OR WORK POINT
	WINDOW DETAILING		REVISION
	WINDOW TYPE		OCCUPANT COUNT
	STOREFRONT TYPE		OCCUPANT LOAD
	WINDOW GLAZING		
	APPLIANCE TYPE		
	DEMOLITION NOTE		
	COLUMN BUBBLE		
	EARTH		STEEL
	GRAVEL		ROUGH WOOD OR BLOCKING
	CONCRETE		CONTINUOUS WOOD BLOCKING
	GROUT, MORTAR, CEMENT		FINISHED WOOD
	CONCRETE BLOCK		BATT INSULATION
	FACE BRICK		ACOUSTICAL TILE
	FACE STONE		RIGID INSULATION
			PLOWWOOD

## SYMBOLS & MATERIALS KEY

SAMPLE			
	ROOM NUMBER		DETAIL KEY
	DOOR MARK		BUILDING SECTION KEY OR WALL SECTION KEY
	PARTITION TYPE		INTERIOR AND EXTERIOR ELEVATION KEY
	TOILET ACCESSORY		CONTROL OR WORK POINT
	WINDOW DETAILING		REVISION
	WINDOW TYPE		OCCUPANT COUNT
	STOREFRONT TYPE		OCCUPANT LOAD
	WINDOW GLAZING		
	APPLIANCE TYPE		
	DEMOLITION NOTE		
	COLUMN BUBBLE		
	EARTH		STEEL
	GRAVEL		ROUGH WOOD OR BLOCKING
	CONCRETE		CONTINUOUS WOOD BLOCKING
	GROUT, MORTAR, CEMENT		FINISHED WOOD
	CONCRETE BLOCK		BATT INSULATION
	FACE BRICK		ACOUSTICAL TILE
	FACE STONE		RIGID INSULATION
			PLYWOOD

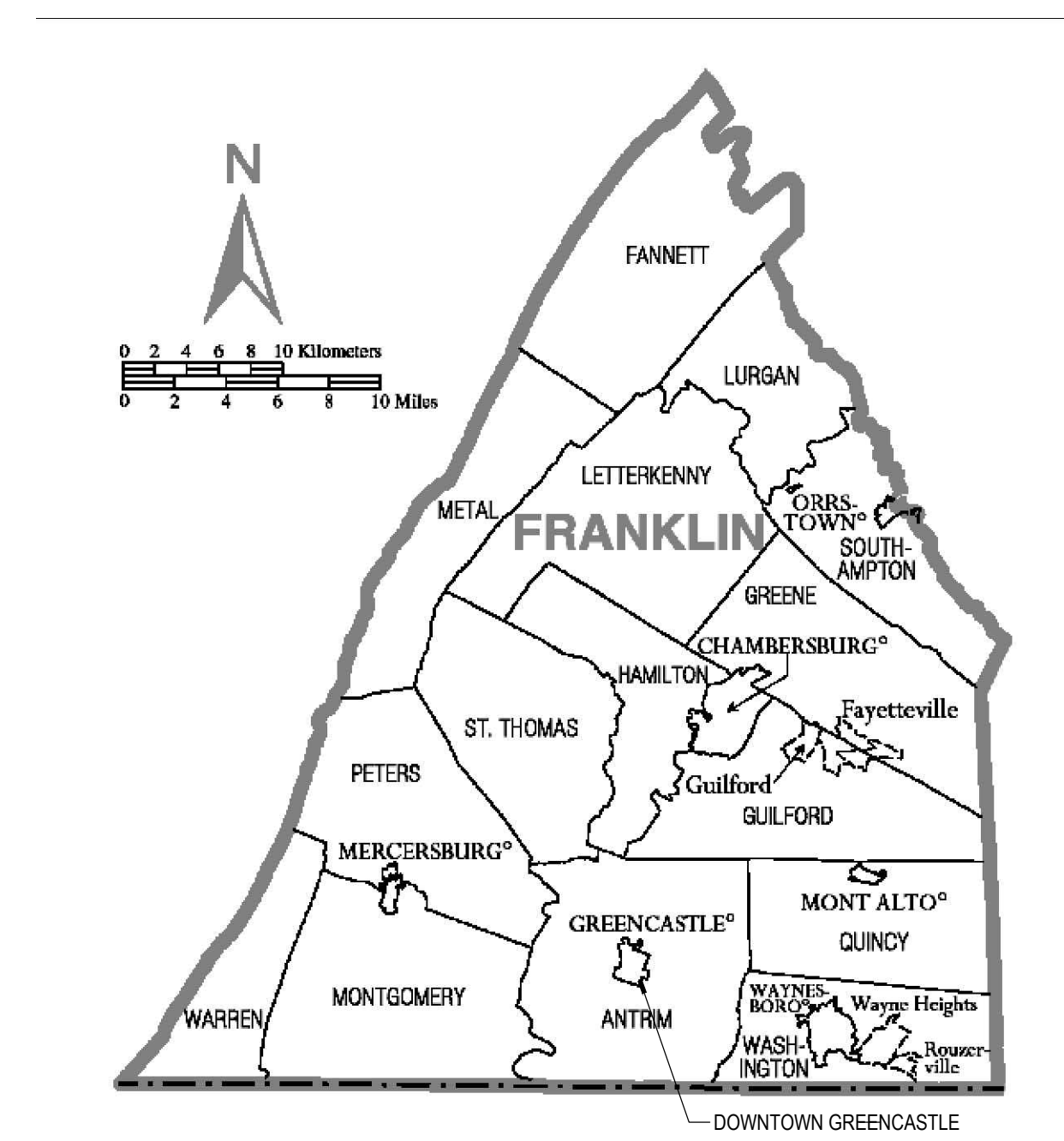
## PROJECT SPECIFICATIONS

2. ALL DIMENSIONS ARE TAKEN FROM THE FACE OF STUDS, FACE OF BRICK, UON.
3. DO NOT SCALE THE DRAWINGS
3. CONTRACTOR IS RESPONSIBLE FOR PROVIDING SUBMITTALS FOR REVIEW. THE FOLLOWING IS A LIST OF ARCHITECTURAL ITEMS. REFER TO BID DOCUMENTS FOR ADDITIONAL REQUIREMENTS:
  - 3.1. PRODUCT DATA (INCLUDING BUT NOT LIMITED TO):
    - 3.1.1. FLASHING PRODUCTS, INCLUDING FLASHING SEALANTS/ADHESIVES, LAP SEALANTS AND TAPES, AND OTHER ACCESSORIES AS RECOMMENDED BY FLASHING MANUFACTURER
    - 3.1.2. WEEP VENTS
    - 3.1.3. WEATHER BARRIER
    - 3.1.4. SEALANTS, NOTING INTENDED USES
    - 3.1.5. DRYVIT BASE COAT, MESH, EPS FOAM, ADHESIVE, NEWBRICK, AND OTHER ACCESSORIES OR PRODUCTS AS RECOMMENDED BY DRYVIT
    - 3.1.6. MORTAR
    - 3.1.7. AWNING
    - 3.1.8. PARING
    - 3.1.9. PAINT AS RECOMMENDED FOR EXTERIOR EXISTING VINYL SIDING
  - 3.2. SHOP DRAWINGS (INCLUDING BUT NOT LIMITED TO):
    - 3.2.1. FAUX WINDOW ELEVATIONS AND DETAILS
    - 3.2.2. AWNING INCLUDING STRUCTURE AND MOUNTING DETAILS/LOCATIONS
    - 3.2.3. DRYVIT SHAPES
  - 3.3. COLOR SAMPLES FOR SELECTION; ALL SAMPLES LISTED ARE TO BE RECEIVED AT ONE TIME FOR COORDINATION OF COLORS; IF PRODUCTS ARE NOT RECEIVED SIMULTANEOUSLY, REVIEW OF SAMPLES WILL BE HELD UNTIL ALL SAMPLES ARE RECEIVED;  
CONTRACTOR RESPONSIBLE FOR ANY DELAYS ASSOCIATED WITH COLOR SAMPLES DELAYED (INCLUDING BUT NOT LIMITED TO):
    - 3.3.1. FLASHING COLOR SAMPLES
    - 3.3.2. MORTAR COLOR SAMPLES
    - 3.3.3. DRYVIT NEWBRICK COLOR SAMPLES
    - 3.3.4. DRYVIT EIFS COLOR SAMPLES
    - 3.3.5. AWNING COLOR SAMPLES
    - 3.3.6. PARING COLOR SAMPLES
    - 3.3.7. PAINT COLOR SAMPLE
4. WARRANTIES FOR ALL PRODUCTS OR SYSTEMS
  - 3.5. MOCK UP
    - 3.5.1. AFTER COLOR SAMPLES HAVE BEEN REVIEWED, BUT PRIOR TO INSTALLATION OF ANY OF THE FOLLOWING MATERIALS, INSTALL A TEMP. 1'x4' DRYVIT PANEL MOCK UP THAT INCLUDES THE FOLLOWING PRODUCTS IN SELECTED COLORS/FINISHES, FOR THE PURPOSE OF FINAL APPROVAL OF PRODUCT COLORS/FINISHES. MOCK UP IS TO BE TURNED OVER TO OWNER AFTER FINAL APPROVAL.
      - 3.5.1.1. EIFS COLOR 1
      - 3.5.1.2. EIFS COLOR 2
      - 3.5.1.3. COPING FLASHING MATCHING EIFS COLOR 1
      - 3.5.1.4. COPING FLASHING MATCHING EIFS COLOR 2
      - 3.5.1.5. DRYVIT NEW BRICK COLOR 1, INCLUDING MORTAR
      - 3.5.1.6. DRYVIT NEW BRICK COLOR 2, INCLUDING MORTAR
      - 3.5.1.7. PARING
4. CONTRACTOR IS RESPONSIBLE FOR VERIFYING ALL EXISTING DIMENSIONS AND CONDITIONS AND NOTIFYING THE OWNER AND DESIGN TEAM OF ANY DISCREPANCIES BETWEEN THE EXISTING CONDITIONS AND PROPOSED WORK PRIOR TO PROCEEDING WITH WORK.

## STATE MAP - PENNSYLVANIA



**VICINITY MAP - FRANKLIN COUNTY**



 **LOCAL MAP - GREENCASTLE BORO**

